

## GREEN POWER

**CODE  
SEE THE TABLE**

A.G.M. TECNOLOGY  
OXYGEN  
RECOMBINATION



**SOLAR CHARGE**

**"LONG LIFE"**



The Green Power batteries, designed to satisfy to the top the exigences of camper sector, are built with AGM technology (Absorbed Glass Mat) respecting the regulations IEC, JIS, EN and are classified as not dangerous for land, maritime and air traffic: IATA-ICAO-IMDG.

**MAIN CHARACTERISTICS** 1) Plates in 'lead-calcium' alloy. 2) ABS-monobloc container. 3) Totally hermetic. 4) High power-density. 5) Excellent recover after deep discharges. 6) Compliance with IEC, JIS, EN regulations

MODEL	VOLTAGE Volt	CAPACITY Ah			DIMENSIONS mm.			TERMINAL
		20h	10h	5h	Length	Width	Height	
GP 60	12	60	58	54	250	160	200	F 5
GP 80	12	80	74	66	350	167	179	F11
GP 80S	12	80	74	66	258	166	215	F11
GP 100	12	100	96	85	330	171	220	F12
GP 100B	12	100	93	82	354	175	190	F12
GP 120	12	120	115	92	330	171	220	F12
GP 130	12	130	120	105	409	176	225	F12
GP 140	12	140	130	119	341	172	287	F12
GP 150	12	150	142	135	485	172	240	F12
GP 210	12	210	198	183	522	242	240	F12
GP 6-235	6	235	220	198	243	187	276	F12

TERMINALS		
TYPE	M	∅
F11	6	14
F12	8	16
F13	5	12
F14	6	18
F15	8	19
F 5	-	-

TECHNICAL CHARACTERISTICS			
HERMETIC	TEMPERATURE	CONSTRUCTION TECHNOLOGY	REGULATIONS
Devoid of exhalations and acid leakage (DO NOT OPEN) Inclination Max 90°	Declared capacity 25°C +/3°C  Operating range from -25°C ~ 55°C	Lead/calcium alloy  Fiberglass separators  Container in ABS (UL 94-HB)	Compliance with the regulations IEC, JIS, EN  Classified as not dangerous

# GREEN POWER

CODE  
SEE THE TABLE

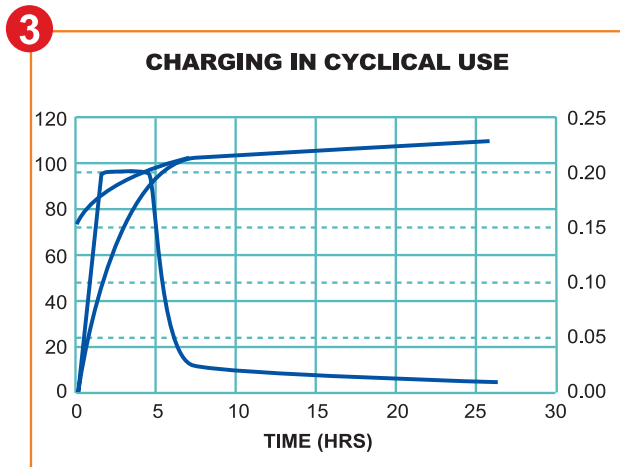
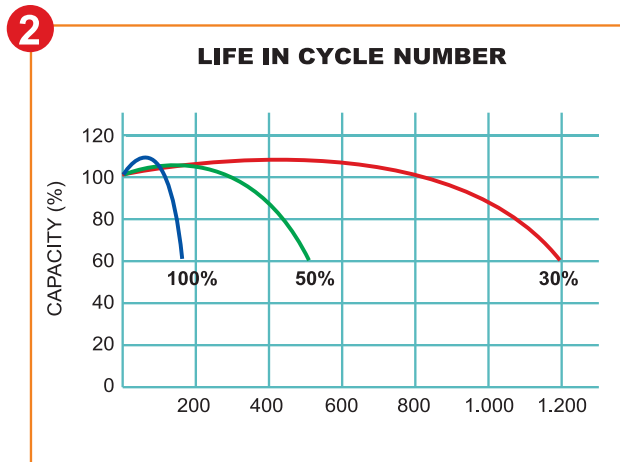
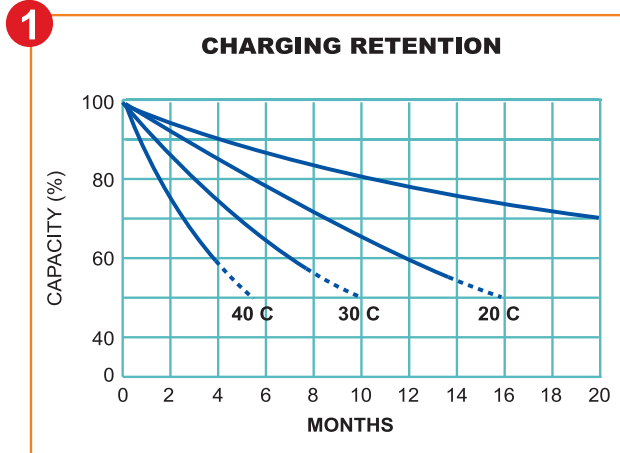
## CONSTRUCTION TECHNOLOGY

- Plates made of lead-calcium alloy which increase the retention of the charge, allowing a low self-discharge (see chart 1) and a very high number of cycles (see chart 2);
- Special separators which absorb the electrolytic liquid preventing the leakage and allowing the installation in any position and inclination keeping constant the operating level;
- "Vrla" system (Valve Regulated Lead-Acid) that allow the recombination of the gases generated during the charging and discharging phases, making of the Green Power a totally hermetic and safe battery, free of any maintenance;
- ABS-HB monobloc container -flame retardant- (UL94-HB).

## LIFE OF THE BATTERY

Many factors influence the "duration" of the battery, the most important are:

- Intensity of the discharge: avoid to discharge the battery over the maximum limit of 11V;
- Stay in discharge state: never leave the battery discharged after the use;
- Charging system: charging should be made in an optimum way and at a proper level. The Green Power could be charged by the alternator, electronic battery charger and solar panels, observing the suggested parameters. (see chart 3 and 4).



**4**

USE	CHARGING SYSTEM	Charging voltage a 20°C (V/el.)		Temperature coefficient of Charging voltage (mV/°C/el)	Max Charging current (CA) 100%	Charging time at 0,1CA Temperature 20°C (in hours)		Charging temperature (°C)
		12V	6V			flat	50% flat	
Stand-by	Constant Voltage and constant current	13,5 - 13,8	6,75 - 6,90	-3,0mV/°C/el	0,4 (0,3) per FM	24	20	-10° a 60°
Cyclical		14,4 - 14,9	7,20 - 7,45	-5mV/°C/el		16	10	